



CORNERSTONE CHRISTIAN SCHOOL
1001 Fort Crook Road North, Suite 200
Bellevue, NE 68005



June 1, 2023

Dear High School Parents,

At Cornerstone Christian School, we believe in preparing our students for consistent academic excellence. By keeping students' minds academically active through the summer months, they grow and continue to develop their fluency and reading skills through the summer. With this principle in mind, we ask our high school students to engage in a summer reading assignment.

While summer is a time of relaxation and quality time with family, it can also be a time of personal growth and reflection. To encourage continued learning during the summer months and in preparation for their fall English program, students participate in Cornerstone's required summer reading program for everyone entering grades 9-12. Many of the literary works are challenging, and reading usually invites conversation, so you may enjoy reading the literature along with your student to share in his/her learning experience.

Finally, summer reading assignments function as an introductory assessment to help inform teachers of the strengths and weaknesses of their classes; therefore, it is important that each student completes their assignment before starting the school year. Each entering grade level is assigned its own selections and assignments, and all reading assignments are due **The First Day of School**. Assignments for incoming Freshmen and Juniors can be submitted any time before the due date, emailed as a PDF attachment to Mrs. Arnold at the email address listed below, while incoming Sophomores and Seniors can be submitted to Mrs. Mott at tmott@ccsnebraska.org. Please have your student carefully read the assignment for his/her class from the following pages. If you are uncertain of your class assignment, please contact Mrs. Arnold for clarification.

Enjoy your summer reading!

Sincerely,

Emma Arnold

Mrs. Arnold: earnold@ccsnebraska.org

Emma Arnold
High School English Department Head

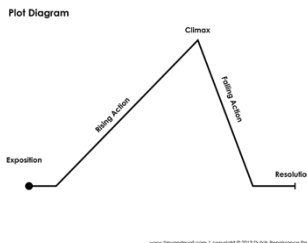
Summer Reading Assignment for Incoming Freshmen

Intro to Literature

Please read one book from the list below. Use the requirements provided to complete your Summer Reading Assignment.

Once you have read your story of choice, create an infographic to visually display aspects of the story listed below. Think of this as an online poster. Some student examples are included at the end of this document to help you visualize what we are looking for. The following categories must be included to receive full points on the assignment; 1. Characters, 2. Setting, 3. Structure, 4. Conflict, and 5. Theme.

1. **Characters:** List the main characters of the story and include a 1-2 sentence explanation of **each** of the following characteristics: their morals, what motivates them, and their growth (or lack thereof) throughout the story. Please clearly label each character, as well as clearly list their morals, motivations, and growth underneath the character's name.
2. **Setting:** You may either choose to find 1-2 images per major location that displays the setting of the story, or you may make a list of descriptions of the setting. **Please label the setting title** on your infographic. Clearly label which location belongs with its correlating image or description.
3. **Plot:** Create a plot graph of the novel with clearly labeled major events throughout the story. Each event must be categorized by the following: Inciting Incident, Rising Action, Climax, Falling Action, and Resolution. Please note that multiple events should be included in the rising and falling action that cover most of the plot. A sample plot diagram has been included below.



4. **Conflict:** Briefly describe the main conflict of the main characters. Please label this conflict as Man vs. _____, and **include how that conflict specifically is shown in the novel.**
5. **Theme:** Describe the themes of the novel in 5-6 sentences.

Along with the infographic, please **also provide a separate word document** with short paragraph summaries of each chapter. This word document will be submitted along with the one-page infographic. The summer reading assignment should be created digitally and submitted via email as a PDF attachment to Mrs. Arnold at earnold@ccsnebraska.org. Some digital resources to create an infographic are Canva.com, PowerPoint, or other sites that you can create a one-page infographic. Please avoid the use of personal pronouns and contractions as these are not to be used in academic writing.

Book Choices (*pick one of the following*)

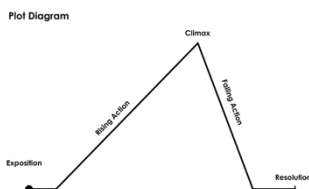
- The Giver* by Lois Lowry
- Out of Silent Planet* by C.S. Lewis
- Frankenstein* by Mary Shelley

Summer Reading Assignment for all Incoming Sophomores World Literature

Please read one book from the list below. Use the requirements provided to complete your Summer Reading Assignment.

Once you have read your story of choice, create an infographic to visually display aspects of the story listed below. Think of this as an online poster. Some student examples are included at the end of this document to help you visualize what we are looking for. The following categories must be included to receive full points on the assignment; 1. Characters, 2. Setting, 3. Structure, 4. Conflict, and 5. Theme.

1. **Characters:** List the main characters of the story and include a 1-2 sentence explanation of **each** of the following characteristics: their morals, what motivates them, and their growth (or lack thereof) throughout the story. Please clearly label each character, as well as clearly list their morals, motivations, and growth underneath the character's name.
2. **Setting:** You may either choose to find 1-2 images per major location that displays the setting of the story, or you may make a list of descriptions of the setting. **Please label the setting title** on your infographic. Clearly label which location belongs with its correlating image or description.
3. **Plot:** Create a plot graph of the novel with clearly labeled major events throughout the story. Each event must be categorized by the following: Inciting Incident, Rising Action, Climax, Falling Action, and Resolution. Please note that multiple events should be included in the rising and falling action that cover most of the plot. A sample plot diagram has been included below.



www.studycart24.com | copyright © 2013 Duah Bensharae Press

4. **Conflict:** Briefly describe the main conflict of the main characters. Please label this conflict as Man vs. _____, and **include how that conflict specifically is shown in the novel.**
5. **Theme:** Describe the themes of the novel in 5-6 sentences.

Along with the infographic, please **also provide a separate word document** with short paragraph summaries of each chapter. This word document will be submitted along with the one-page infographic. The summer reading assignment should be created digitally and submitted via email as a PDF attachment to Mrs. Mott at tmott@ccsnebraska.org. Some digital resources to create an infographic are Canva.com, PowerPoint, or other sites that you can create a one-page infographic. Please avoid the use of personal pronouns and contractions as these are not to be used in academic writing.

Book Choices (*pick one of the following*)

- 1984* by George Orwell
- The Book Thief* by Markus Zusak

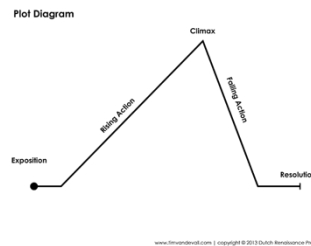
Summer Reading Assignment for Incoming Juniors

American Literature

Please read one book from the list below. Use the requirements provided to complete your Summer Reading Assignment.

Once you have read your story of choice, create an infographic to visually display aspects of the story listed below. Think of this as an online poster. Some student examples are included at the end of this document to help you visualize what we are looking for. The following categories must be included to receive full points on the assignment; 1. Characters, 2. Setting, 3. Structure, 4. Conflict, and 5. Theme.

1. **Characters:** List the main characters of the story and include a 1-2 sentence explanation of **each** of the following characteristics: their morals, what motivates them, and their growth (or lack thereof) throughout the story. Please clearly label each character, as well as clearly list their morals, motivations, and growth underneath the character's name.
2. **Setting:** You may either choose to find 1-2 images per major location that displays the setting of the story, or you may make a list of descriptions of the setting. **Please label the setting title** on your infographic. Clearly label which location belongs with its correlating image or description.
3. **Plot:** Create a plot graph of the novel with clearly labeled major events throughout the story. Each event must be categorized by the following: Inciting Incident, Rising Action, Climax, Falling Action, and Resolution. Please note that multiple events should be included in the rising and falling action that cover most of the plot. A sample plot diagram has been included below.



4. **Conflict:** Briefly describe the main conflict of the main characters. Please label this conflict as Man vs. _____, and **include how that conflict specifically is shown in the novel.**
5. **Theme:** Describe the themes of the novel in 5-6 sentences.

Along with the infographic, please **also provide a separate word document** with short paragraph summaries of each chapter. This word document will be submitted along with the one-page infographic. The summer reading assignment should be created digitally and submitted via email as a PDF attachment to Mrs. Arnold at earnold@ccsnebraska.org. Some digital resources to create an infographic are Canva.com, PowerPoint, or other sites that you can create a one-page infographic. Please avoid the use of personal pronouns and contractions as these are not to be used in academic writing.

Book Choices (*pick one of the following*)

- Fahrenheit 451* – Ray Bradbury
- My Antonia* – Willa Cather
- Uncle Tom's Cabin* – Harriet Beecher Stowe

Summer Reading Assignment for Incoming Seniors British Literature

Read *Mere Christianity* by C.S. Lewis

After you have read the book, you will create an infographic poster to outline the arguments Lewis makes in this work of literature. Each section of the book that Lewis covers presents a different argument, so in total you should have at least three arguments that are clearly outlined in the infographic. The arguments in the infographic should include: 1. Primary Ideas, 2. Specified Concepts, and 3. Defined Vocabulary and Terminology (either defined by Lewis himself or by a dictionary)

A flowchart of the arguments and how they are presented must also be included. Each argument should be briefly summarized and must include a quote from the book that best summarized that part of the argument. Please make sure these quotes are cited with the chapter the quote was taken from. The chart should also contain visual illustrations to illuminate the element of the arguments presented.

The poster should contain the following:

- Creative Title
- An introduction paragraph that summarizes the argument (underneath the title)
- Brief biography paragraph about the author
- At least three main arguments organized in a flowchart format
 - Each of the three arguments are clearly labeled, primary ideas outlined, specific concepts included, vocabulary and terms defined
 - Each argument is briefly summarized
 - One quote per argument from the book is included (at least three quotes in total)
- Visually engaging, consistent, and easy-to-follow layout and design
- Relevant, appropriate illustrations for each primary concept (3 in total)

Each aspect of the novel listed above must be completed on a one-page infographic. This assignment should be created digitally and submitted via email as a PDF attachment to Mrs. Mott at tmott@ccsnebraska.org. Some digital resources to create an infographic are Canva.com, PowerPoint or other sites that you can create a one-page infographic.

THE HIDING PLACE

~~CONFIDENTIAL~~

Plot

1. In 1939, the ten Boom family is put in prison for house Jews. It is a struggle to survive under the harsh treatment while also trying to minister to the people around them.

Conflict

Conflict Type: Man vs Man
Conflict: The ten Boom family is put in prison for house Jews. It is a struggle to survive under the harsh treatment while also trying to minister to the people around them.

Main Characters

Corrie ten Boom:
Morale: kind, observant, hard-working, courageous
Motivation: to serve God and others even if it means making a sacrifice
Growth: Corrie, although always a Christian, learns to trust in God as her hiding place and think about others over herself.


Betsie ten Boom:
Morale: selfless, generous, perseverant, encouraging
Motivation: to help and minister to those around her
Growth: Betsie stays relatively the same through the story, keeping her kind nature and unwavering faith.

Casper (Father) ten Boom:
Morale: giving, was, humble, affectionate, resolute
Motivation: to be a Godly influence to his family and those around him
Growth: Father keeps his strong faith and desire to protect those in need throughout the story.


Theme

Theme: Even through trial and pain, God is our hiding place.


Setting



The Beje



Vught Concentration Camp



Ravensbruck Camp

Student Infographic Examples:

The Hiding Place

BY: CORRIE TEN BOOM

Theme:

In *The Hiding Place*, the major theme is God will provide a way. In Corrie's life, God helps her through getting arrested and being in concentration camps. God provided a way out of the struggle of the Concentration camp for Betsie and Corrie's father by calling them home to Him. God was always able to provide a way out whether it was through death or giving characters strength.

Conflict:


In *The Hiding Place*, the conflict goes between Man vs. Man and Man vs. Himself. The book describes Corrie's struggle with helping Jews avoid getting arrested. It then shows the struggle Corrie goes through with herself trying not to completely hate the Germans and seeing the light at the end of the tunnel.

Characters:


Corrie ten Boom shows remarkable character and spiritual growth as her life progressed. As her spirituality grew so did her character because in order to successively grow as a person, she needed to develop her relationship with God. Corrie is a very family-driven person. She lives at home with her father and one of her older sisters, Betsie. She works at the family's watch shop that is under the family's house.

Betsie ten Boom is Corrie's older sister and one of Corrie's biggest inspirations. Betsie lives at home with her father, Casper ten Boom, and her younger sister, Corrie ten Boom. Betsie has had health issues her whole life. Betsie is able to see that God has a plan with everything.


Plot



Ravensbruck



Schevenenigan



The ten Boom home and watch shop

The Hiding Place

By Corrie Ten Boom

Structure

- In 1939, Corrie and her family celebrate the watch shop's 100th anniversary.
- Rising Action: Corrie, throughout her childhood, grows extremely close to her father. He leads her in God's way through a broken heart, her mother and aunt's deaths, and extreme loneliness of her growing up. In 1939, the war had started, but Holland was staying out of it. In 1940, Holland surrendered to Germany. Over the first year of occupation, the German attacks on Jews grew increasingly worse. This is when Corrie saw a vision of her and her family leaving Haarlem. In 1942, Corrie began saving many Jews by finding her own resources. She even got to meet the national chiefs of the underground network. This is when the secret room was put in her house. Over time, there were permanent Jewish residents in this house, but they tried to circulate most of the Jews to houses in the country because it was not safe to live in the city. On February 28th, 1944, the Boom house was raided, capturing 35 people, but the Jews were safe. These people, after being questioned at the Hague, were taken to Scheveningen. Corrie was in a cell with four others for two weeks, but then had to serve in solitary confinement for three months. She was eventually told that her father had died, but everyone else was released except Betsie, who was still in the same building as her.
- Soon, all the prisoners were transferred to Vught, a concentration camp for political prisoners. Betsie and Corrie were reunited on there was. After two weeks of being outside the camp, Betsie was assigned to sowing uniforms while Corrie worked on radios. They both ministered to anyone they could by reading the Bible. Not long after, explosions began to plague the area, resulting in all the prisoners being transported to Germany. Betsie and Corrie arrived at Ravensbruck, which was extremely grim. During their time there, the sisters endured unthinkable things, but through it all, their faith and selflessness prevailed. Climax- Betsie got continually sick, and unfortunately died, leaving Corrie with the visions that God gave her of post-war rehabilitation.
- Falling Action- Corrie was released on January 1st, 1945. She traveled to Holland and healed in a Dutch hospital before arriving at Willem's nursing home. After two weeks, Corrie arrived to her home, but struggled with her purpose. Then she remembered Betsie's vision and started speaking about God's impact in her life. At one of her speeches, a woman offered her house for the rehabilitation of other that matched Betsie's vision.
- Resolution- Corrie found the barrack that she stayed in and turned it into a rehabilitation center for her captives. Betsie's vision came to reality.

Characters

| Betsie | Corrie |
|--|---|
| <ul style="list-style-type: none"> Welcoming, hospitable, and truly joyful Serves God wholeheartedly and lives to serve. Throughout the story, Corrie grows in her faith and realizes that God is her hiding place, no matter what. | <ul style="list-style-type: none"> Enthusiastic, caring, and loves watches Loves God wholeheartedly and lives to serve. Throughout the story, Corrie grows in her faith and realizes that God is her hiding place, no matter what. |

Settings

- The Boom family's house was located in the old part of Haarlem, Holland. It was three stories high, two rooms deep, and one room wide with an addition to another, smaller, three room stacked house that was connected by a spiraling staircase. The watch shop was in the front room.
- Scheveningen was a maze of steel and concrete cells. One cell had one cot and hooks for clothing.
- Vught had low, concrete bunkers with a barbed-wire fence surrounding it.
- Ravensbruck was surrounded by a concrete barrier and was extremely grim. The bunkers were overpopulated, flea-infested, and unstable.

Conflict

The Conflict was man vs. himself because throughout the story, Corrie struggled with being selfless for God, despite her inner struggle.

Theme

The theme of this novel is that no matter the circumstance, God is the hiding place. Everyone should always have a heavenly mindset and to have genuine joy.

Summer